



# Conservatory roof system

Designed for faster, smoother installation.

Engineered for years of trouble-free performance.



*All together better*



## THE BETTER CHOICE

### EUROCELL CONSERVATORY ROOF SYSTEM

From classical to contemporary, you can create desirable living spaces for your customers with the Eurocell conservatory roof system

#### **Impress customers and end-users with space-enhancing conservatories**

Conservatories are the ideal way to extend any home, providing a bright, airy room that connects house and garden, giving busy households some valuable extra breathing space.

Eurocell offers a full range of conservatory roof systems, fully compatible with all our high-performance doors and windows – enabling you to offer a complete conservatory fabrication and installation service for your customers.

And with Eurocell, you can source all the doors, windows and roof components you need to create eye-catching conservatories – all from a single supplier.

#### **Designed for faster, smoother installation**

Designed with speed and ease of installation and fabrication, the Eurocell conservatory roof system is one of the most advanced and user friendly systems on the market.

#### **Roofs to suit all building types – from classic to contemporary**

Whatever style, size or configuration of conservatory your customers require, Eurocell can supply the components to create the outdoor room of their dreams. Our bespoke conservatory roof enables you to fabricate any conservatory design, or you can choose from our range of classic styles, including Victorian, Edwardian and gable-ended conservatories. For a more cost-effective, but equally high-quality conservatory roof, you can choose our lean-to style.



## WHY CHOOSE EUROCELL ROOFS?



**Designed for  
superior performance**



**Fast, accurate  
installation**



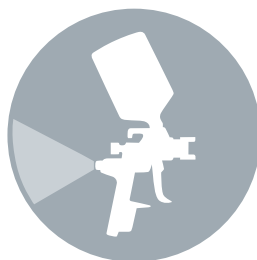
**U-value as  
low as U1.0**



**Variable pitches  
between 2.5 - 45°**



**A choice of  
frame, glass and  
polycarbonate colours**



**Available sprayed  
to any RAL colour**



**Delivered in 5  
working days\***




**10-year  
guarantee**

**Edwardian**



**P-Shaped**



**Victorian**



**Lean-to / reverse lean-to**



**Gable-ended**



**Customise designs for  
a contemporary twist  
on traditional styles**



## INTELLIGENT DESIGN

### CREATES AN ADVANCED CONSERVATORY ROOF SYSTEM

#### Roof glazing

- ▶ Roof pitches between 2.5-45° in 24mm glass or 25/32mm polycarbonate.
- ▶ Patented ridge end sealing assembly reduces the risk of water ingress and overcomes the need for silicone sealing.
- ▶ Incorporates glass retention system as standard on every roof design.
- ▶ The ridge top cap can be fitted and lead work complete before glazing, making it quicker and easier for installers to obtain water tight installations.
- ▶ Aesthetically designed, maintenance-free aluminium and PVC-U ridge cresting and finials available.
- ▶ Fully foiled ridge top capping for all woodgrain installations.

#### Glazing bars

- ▶ A built-in rafter gutter system is supplied as standard, for neat and leak-free lead flashing back against house walls.

- ▶ Jack rafter locations allow four-way adjustment on-site to ensure neat connections.
- ▶ Simple, neat clip-up-and-over rafter end caps are great for box gutters or where access is limited.

#### Box gutters

- ▶ High strength standard box gutters never require additional internal strapping – even for glass.
- ▶ Silicone-free box gutter adaptors make for easy leak-free all weather installation.
- ▶ Box gutters are cut square to the external face of the frames below, rather than mitred over them – minimising any risk of internal leakage.

#### Guttering

- ▶ Ogee guttering sits clear in front of eaves beam – reducing any risk of overflow leaks.

# KEY FEATURES



**Box section eaves beam allows glazing pitches between 2.5-45°**




**Easy slide fixing for rafters**



**Silicone-free box-gutter adaptors**



**A variety of rafter bars**




**No-notch jack rafters can be 4-way adjusted on-site**



**Variable angle valley**



**A range of wall plates for flexibility**



**Virtually silicone-free ridge options**



**Patented ridge radius end assembly**



**Stainless steel tire wires offer a modern alternative to traditional tie bars**



**Leak-free and silicone-free box gutter adaptors**



**Sculptured eaves designed for greater consumer appeal**





# TRADITIONAL

DESIGN CLASSICS FOR TIMELESS AESTHETICS

**Turn back the clock with our classic conservatory collection**  
Conservatories first became popular in the stately homes of the 1800s, so it's no surprise traditional designs are still a firm favourite among those looking to capture a little of that period style in their homes today.

Our Victorian and Edwardian conservatory ranges give you a fast, easy fit with minimal gluing and sealing. And give your customers a bright, sunny extension to their living space with the charm and elegance of another age.

**The extra finishing touches**  
Ornamental features like Jacobean or Regency finials and crests are a great way to add an extra flourish. Even structural components like box gutter supports can add to the ambience when you choose our decorative gallows brackets.



**NEW! Lusso orangery-style internal roof pelmet system**

## Orangery Appeal

The Eurocell Lusso system lets you create a faux orangery style roof to heighten the appeal of our Victorian, Edwardian and P- Shaped conservatories still further.

Available pre-fabricated or in kit form, it also brings an extra touch of elegance to the inside in the shape of a continuous box-section pelmet at the internal roof perimeter. Crests are a great way to add an extra flourish. Even structural components like box gutter supports can add to the ambience when you choose our decorative gallows brackets.

## More colours to choose from

Along with the standard colour range of brilliant White, Cream, Rosewood, and Golden Oak, our traditional conservatory systems also give you the option of four special colour specifications - Irish Oak, Black, Anthracite Grey and Chartwell Green - for even more choice and genuine period detail.

# OR CONTEMPORARY?

MODERN SPACES FOR MODERN HOMES





# EASY TO INSTALL



## SILICONE-FREE BOX GUTTER ADAPTORS

## DESIGN-ENGINEERED

FOR EXCEPTIONAL STYLE & PERFORMANCE

### Colours to frame the view

Like all Eurocell PVC-U products, the Eurocell conservatory roof system comes with an exact colour-match guarantee. That means the colour is precisely matched to all Eurocell window, door and roofline products, creating a co-ordinated, uniform look across any property.

A range of external colours (shown right) is available to complement your customers' existing windows and doors, as well as a choice of polycarbonate and glass options.

When required, Eurocell conservatory roofs can be specified with a complete range of fully foiled components. This includes foil finishes to the external ridge top capping, ridge ends, half ridge capping and valley capping – providing a unique and continuous finish. Aluminium foiled glazing bar top caps are also available.


### Ten-year guarantee

The Eurocell conservatory roof system is guaranteed for ten years. That means you can give your customers the assurance of a robust, well-designed, precision-made product that's built to last – manufactured by the UK's leading PVC-U specialist.

### Crestless ridge option available Autumn 2016







## PROFILE COLOURS

### STANDARD



**WHITE**  
White interior



**CREAM**  
Cream interior



**GOLDEN OAK**  
White interior



**GOLDEN OAK**  
Both sides



**ROSEWOOD**  
White interior



**ROSEWOOD**  
Both sides



**IRISH OAK**



**CHARTWELL GREEN**  
Sprayed



**ANTHRACITE GREY**  
Sprayed



**BLACK**  
Sprayed

### MADE TO ORDER

## GLASS COLOURS




**CLEAR**



**BLUE**



**NEUTRAL**



**AQUA**



**BRONZE**

## POLYCARBONATE COLOURS



**CLEAR**



**OPAL**



**BRONZE**



**BRONZE / OPAL**



**SOLAR CONTROL**

ADDITIONAL COLOURS ARE MADE TO ORDER ON EXTENDED LEAD TIMES



# VARIABLE PITCHES

## FOR ULTIMATE FLEXIBILITY

### Eaves beam

#### Fixed 25° and variable 15-45°

Glazing pitches between 2.5° and 45° can be achieved from two box section aluminium eaves beams, designed to provide maximum strength and thermal efficiency.

The external front edge of the eaves beam is thermally clad in PVC-U, onto which gutter brackets are attached, which simply twist into place. These concealed brackets support a clip-fit dry joint gutter system which sits far enough forward to avoid any need for special running outlets and overcomes any risk of overflow leakage finding its way inside the conservatory.

### Ridges

#### Fixed 25° and variable 15-45°

A fixed 25° or variable angle ridge body is available to accept roof pitches between 15° and 45°. They are designed to be virtually silicone-free, minimising the reliance on the fitter to obtain a water tight seal – making the roof quicker and easier to install.

Both designs accommodate 25mm and 32mm polycarbonate or 24mm glass units. The ridge top capping can be fitted prior to final glazing, allowing for easy on-site access for sealing and lead flashing work. Suitable ridge to wall flashing trims are also supplied as standard.

Finial and crestings slide along a captive rail, overcoming the need for fixings to pierce through the external ridge top capping – reducing the risk of water ingress. Ridge top caps are supplied fully foiled whenever woodgrain finishes are required.

### Valleys

#### Variable pitches

Eurocell's variable angle valley gutter system is able to accommodate a wide range of different pitch combinations, and allows secure and watertight installations for both glass and polycarbonate glazed roofs.

The system incorporates a glass retention system, and utilises high strength glazing tape.

The valley gutter system can also be used with drop valley situations and internal 135° corner situations.





## Lean-to

### Standard wall plates – 2.5-15°

The standard lean-to wall plate is a cost-effective solution for mono-pitch gable end lean-to conservatories. This system is suitable for pitches between 2.5° and 15°. A neat top cap detail allows for easy lead flashing and sealing.

### Low-line wall plate – 2.5-5°

The low-line wall plate is designed to give extra flexibility for mono pitch designs where minimal roof height is imperative. The system eliminates the need for a PVC-U top cap, greatly reducing height. The system is suitable for pitches between 2.5° and 5°.

### Half-ridge wallplates – 15-45°

A half-ridge wall plate is available for use with combination, P-shaped and hipped lean-to conservatory designs, and offers the same reliable, weather-tight seal as achieved with full ridges. Suitable for pitches between 15° and 45° using either polycarbonate or glass.

## DEEP SKIRT TOP CAP

Where large pitch variance occurs on hip-ended roofs, a deep skirt top cap has been designed to ensure a neat and watertight finish can be achieved.

This allows the top cap to be cut to sit level on top of the glazing, either side of the hip.





# BOX GUTTERS

## WITH SILICONE-FREE ADAPTORS

### Box gutters

The wide box gutter system provides space and access for fitting and maintenance. Cutting the box gutter to the external frame dimensions avoids any need to mitre across and over the top of window frames, minimising any risk of water ingress.

Strength is also one of the design features of the box gutter system. Combining it with the eaves beam section overcomes any need for additional strapping. In situations where the box gutter requires on-site jointing, running the eaves beam across the join locks the sections together to help minimise movement and risk to the seal joint.

Silicone-free box gutter adaptors (see **How It Works** opposite) can be installed in all weathers by simply clip-fitting the metal brace strap into position. This minimises the reliance on the installer and overcomes any need for heat guns, drying, or taping on-site. All box gutters are supplied with foam insulation to minimise the build up of condensation within the conservatory.

### Raised back box gutter

Included within the box gutter range is a special dedicated raised back attachment and extension section that utilises the same variable support section as used around the eaves beam.

This provides full pitch flexibility and allows the same sealing method and system to be used. The result speeds on-site installation and ensures a neat final clad finish.

### Joining box gutters

Occasionally, for either transport or access reasons, it is necessary to cut box gutters. Such box gutters then need to be mechanically rejoined on-site. In these cases, a factory welded insert simply slides into the adjoining section before sealing.

The insert helps keep box gutters together during installation and once installed minimises any movement to maintain a watertight join. The ring beam then runs across the join to help lock each side of the box gutter together and minimise any subsequent movement.





BOX GUTTER INCORPORATES UNDER CLADDING AND INSULATION

## HOW IT WORKS

### BOX GUTTER ADAPTORS



Leak-free and silicone-free box gutter adaptors are unique to the Eurocell conservatory roof system. The eaves beam runs along the inside face of the box gutter.

This allows the eaves beam to be mitre cut at corners without requiring any cutting to the box gutter, which can then be cut flush to the outside frame. This means water can only drain away to the outside of the conservatory.

The dry joint adapter simply slides into place before being retained by a clip-fit steel brace. This results in a leak-proof all-weather installation solution, which is silicone-free.



# RAFTERS

## HIGH STRENGTH GLAZING SOLUTIONS

### Heavy duty rafter bars

A purpose-designed range of heavy duty rafter bars can accept 25mm and 32mm polycarbonate or 24mm glass sealed units. All are supplied with glazing stops which are concealed behind special clip-up-and-over end caps. For greater spans, bars can be supplied with concealed steel reinforcement. A range of bolster bars (with dedicated end caps) is also available which can be fitted to the underside of the bars.

### Gable rafter bars

Conservatory roofs which include wall-mounted gable rafters are supplied with an integral gutter channel as standard for neat and effective lead flashing.



**Gable rafter bars feature integral gutter system as standard**

### Jack rafters

Low-line easy-fit jack rafters require no notching. The assembly slides down the central chamber of the rafter bar to ensure a strong and secure fixing. Moveable fixing blocks link the hip bar to the jack rafter assembly. This simple design provides complete flexibility, enabling 4-way on-site adjustment if necessary.

### Rafter fixing and end detail

Easy-slide single and double fixing studs are used to bolt rafters into position. They allow for easy movement and adjustment of the rafter bar before final positioning and fixing takes place. Simple and neat clip-up-and-over rafter end caps incorporate and conceal high-strength glazing end stops on the bottom of each bar.

## LOOKING FOR A PREMIUM FINISH?

Optional aluminium top caps are available, featuring a PVC-U thermal break.





# & OTHER GREAT FEATURES

DESIGNED FOR EASE OF INSTALLATION

### Bottom caps in three pitch variants

Bottom caps are produced in three different pitch variants for maximum compatibility. This means that when installing or fabricating a standard 25° pitch conservatory, no cutting of the bottom cap is required.

### Spider bars enable easy construction

Spider end mouldings allow all glazing bars fitted onto the front of the ridge to be square cut. These are factory fitted and slide into the end of the rafter bars ready to be hooked over the spider bar bracket, before the final tightening of the grub screw. This method of construction is quick, easy and reliable. To ensure optimum weather performance, a patented foam ridge end cover is also provided to minimise any reliance on silicone sealing.



Spider bar configuration



# LUSSO SYSTEM

## CUSTOMISE YOUR CONSERVATORY DESIGNS

Lusso is a faux orangery-style conservatory roof, which portrays a sense of classic style. When we set about creating the Lusso roof we wanted it to do more than look good, which is why we have made the complex process of designing, fabricating and installing much easier. Although orangery-style systems are usually used with double-hipped Edwardian conservatory roofs, our intelligently-designed solution can now be brought to Victorian and P-Shaped styles too.

The intelligently-designed continuous box-section around the roof avoids the needs for plastering and simply allows the trims and cladding (all perfectly colour-matched to the orangery-style roof) to be fitted to the aluminium fascia mounted on brackets. As well as avoiding installers having to factor in specialist trades to carry out plastering, this design significantly reduces the amount of time needed to complete the project.

With the ability to incorporate subtle lighting within the roof perimeter and a full range of perfectly colour-matched trims and accessories, it provides customers with plenty of scope for creating a lasting impression. Lusso is available to both bar length and kit customers.

### Complementary products:

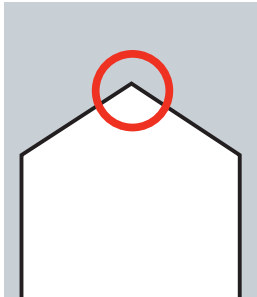
HD LED downlight kits are available (roof kit customers only). Fitting kits are stainless steel as standard, with aluminium, chrome and black colour options available on request.





# ROOF HEIGHT CALCULATOR

## Roof height chart Apex roof designs with ridges

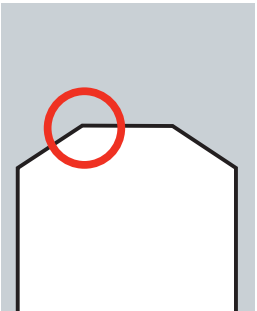


| PITCH | WIDTH  |        |        |        |        |        |        |
|-------|--------|--------|--------|--------|--------|--------|--------|
|       | 2500mm | 3000mm | 3500mm | 4000mm | 4500mm | 5000mm | 5500mm |
| 15°   | 588    | 655    | 722    | 789    | 856    | 923    | 990    |
| 20°   | 708    | 799    | 890    | 981    | 1072   | 1163   | 1254   |
| 25°   | 836    | 953    | 1069   | 1186   | 1302   | 1419   | 1535   |
| 30°   | 975    | 1119   | 1263   | 1408   | 1552   | 1696   | 1841   |
| 35°   | 1128   | 1303   | 1478   | 1653   | 1828   | 2003   | 2178   |

Height to bottom of ridge = less 173mm

For height including cresting allow a maximum of 170mm

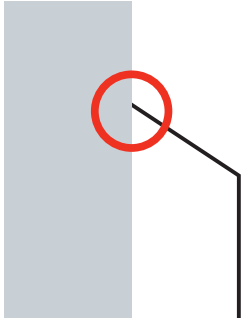
## Half ridge wallplate height chart Hip ended designs



| PITCH | WIDTH  |        |        |        |        |        |        |
|-------|--------|--------|--------|--------|--------|--------|--------|
|       | 2000mm | 2250mm | 2500mm | 2750mm | 3000mm | 3250mm | 3500mm |
| 15°   | 789    | 856    | 923    | 990    | 1057   | 1124   | 1191   |
| 20°   | 981    | 1072   | 1163   | 1254   | 1345   | 1436   | 1527   |
| 25°   | 1186   | 1302   | 1419   | 1535   | 1652   | 1769   | 1885   |
| 30°   | 1408   | 1552   | 1696   | 1841   | 1985   | 2129   | 2274   |
| 35°   | 1653   | 1828   | 2003   | 2178   | 2354   | 2529   | 2704   |
| 40°   | 1931   | 1968   | 2351   | 2560   | 2770   | 2980   | 3190   |

Height to bottom of wallplate = less 173mm

## Lean-to wallplate height chart Mono pitch designs



| PITCH | WIDTH  |        |        |        |        |
|-------|--------|--------|--------|--------|--------|
|       | 2000mm | 2500mm | 3000mm | 3500mm | 4000mm |
| 2.5°  | 360    | 382    | 403    | 425    | 447    |
| 5°    | 447    | 491    | 535    | 578    | 622    |
| 7.5°  | 535    | 601    | 667    | 733    | 799    |
| 10°   | 624    | 712    | 801    | 889    | 977    |
| 12.5° | 715    | 826    | 936    | 1047   | 1158   |
| 15°   | 807    | 941    | 1075   | 1209   | 1343   |

Height to bottom of wallplate = less 192mm



# GLAZING OPTIONS

## GLASS AND POLYCARBONATE

### Glass

Suitability for glass roof glazing is a major feature of the Eurocell roof system. Each glazing bar is supplied, as standard, with concealed high-strength glass end stops. This provides a safe buffer platform for units to rest against to overcome any risk of slippage, whilst the wide flat base of the eaves beam seal minimises any roll-out weakness between the bars.

Eurocell offers two glass types for its conservatory roofs – standard toughened and high-performance Perfect Day glass.

The Perfect Day range of glass is available in a wide choice of performance and colour options, for maximum versatility and choice. The glass features a revolutionary dual-action self-clean coating as standard. Activated by sunlight and rain, the self-cleaning coat lasts the lifetime of the glass.

A solar control option is also available, which reduces heat build up without costly air conditioning.

### Polycarbonate

A popular alternative to glass, multi-wall polycarbonate is available in a choice of colours and thicknesses, providing different levels of thermal efficiency to a conservatory roof.

This lightweight material offers extra heat and noise insulation, as well preventing glare.





## GLAZING TYPES & PERFORMANCE

| Glazing type  | Option               | Colour        | U-value | G-value | Light transmission | True self clean | Warm edge |
|---------------|----------------------|---------------|---------|---------|--------------------|-----------------|-----------|
| Glass         | Standard toughened   | Clear         | 2.7     | ?       | 87%                | ?               | ?         |
| Glass         | Perfect Day Super 4s | Blue          | 1.0     | 28%     | 41%                | ✓               | ✓         |
| Glass         | Perfect Day Super 4s | Neutral       | 1.0     | 29%     | 37%                | ✓               | ✓         |
| Glass         | Perfect Day Super 4s | Aqua          | 1.0     | 22%     | 32%                | ✓               | ✓         |
| Glass         | Perfect Day Super 4s | Bronze        | 1.0     | 34%     | 42%                | ✓               | ✓         |
| Glass         | Perfect Day Super    | Blue          | 1.2     | 40%     | 52%                | ✓               | ✓         |
| Glass         | Perfect Day Super    | Neutral       | 1.2     | 40%     | 45%                | ✓               | ✓         |
| Glass         | Perfect Day Super    | Aqua          | 1.2     | 28%     | 39%                | ✓               | ✓         |
| Glass         | Perfect Day Super    | Bronze        | 1.2     | 49%     | 52%                | ✓               | ✓         |
| Glass         | Perfect Day Super    | Clear         | 1.2     | 68%     | 78%                | ✓               | ✓         |
| Glass         | Perfect Day Clean    | Blue          | 2.7     | 49%     | 59%                | ✓               | ✓         |
| Glass         | Perfect Day Clean    | Neutral       | 2.7     | 47%     | 47%                | ✓               | ✓         |
| Glass         | Perfect Day Clean    | Aqua          | 2.7     | 33%     | 40%                | ✓               | ✓         |
| Glass         | Perfect Day Clean    | Bronze        | 2.7     | 46%     | 53%                | ✓               | ✓         |
| Glass         | Perfect Day Thermal  | Blue          | 1.2     | 40%     | 52%                | ×               | ✓         |
| Glass         | Perfect Day Thermal  | Neutral       | 1.2     | 40%     | 45%                | ×               | ✓         |
| Glass         | Perfect Day Thermal  | Bronze        | 1.2     | 51%     | 54%                | ×               | ✓         |
| Polycarbonate | 32mm 7 wall          | Clear         | 1.4     | 53%     | 59%                | ×               | N/A       |
| Polycarbonate | 32mm 7 wall          | Opal          | 1.4     | 43%     | 11%                | ×               | N/A       |
| Polycarbonate | 32mm 7 wall          | Bronze        | 1.4     | 12%     | 13%                | ×               | N/A       |
| Polycarbonate | 32mm 7 wall          | Bronze / Opal | 1.4     | 8%      | 15%                | ×               | N/A       |
| Polycarbonate | 32mm 7 wall          | Solar Control | 1.4     | 4%      | 7%                 | ×               | N/A       |
| Polycarbonate | 25mm 5 wall          | Clear         | 1.7     | 62%     | 62%                | ×               | N/A       |
| Polycarbonate | 25mm 5 wall          | Opal          | 1.7     | 39%     | 14%                | ×               | N/A       |
| Polycarbonate | 25mm 5 wall          | Bronze        | 1.7     | 21%     | 17%                | ×               | N/A       |
| Polycarbonate | 25mm 5 wall          | Bronze / Opal | 1.7     | 19%     | 17%                | ×               | N/A       |
| Polycarbonate | 25mm 5 wall          | Solar Control | 1.7     | 10%     | 7%                 | ×               | N/A       |

Note: The values shown above are provided for guidance purposes only, and are subject to variation caused by seasonal changes and other factors.

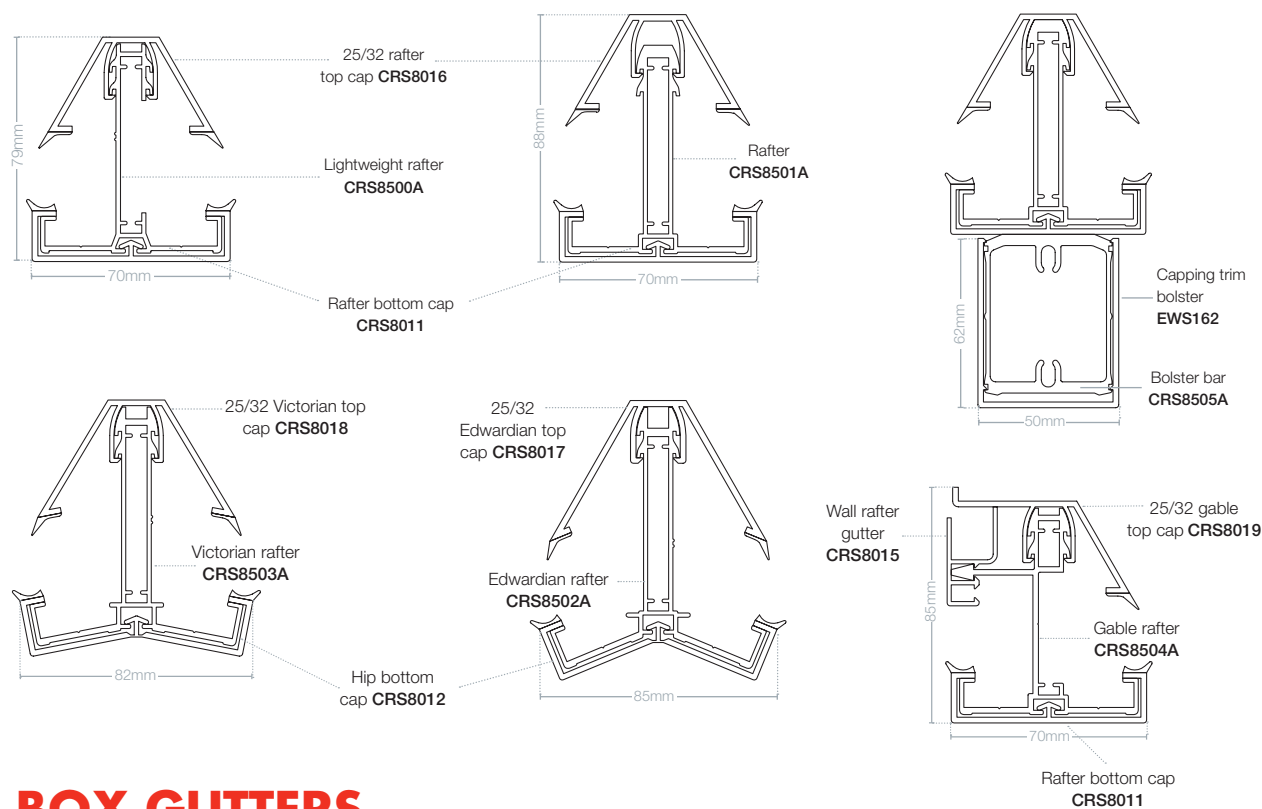
## ROOF VENTS

For roof ventilation, roof vents can be incorporated into roof designs. Manual and electric designs are available, as well as a climate control system that automatically opens and closes the vent as temperatures rise or fall, or if rain is detected by an external sensor.

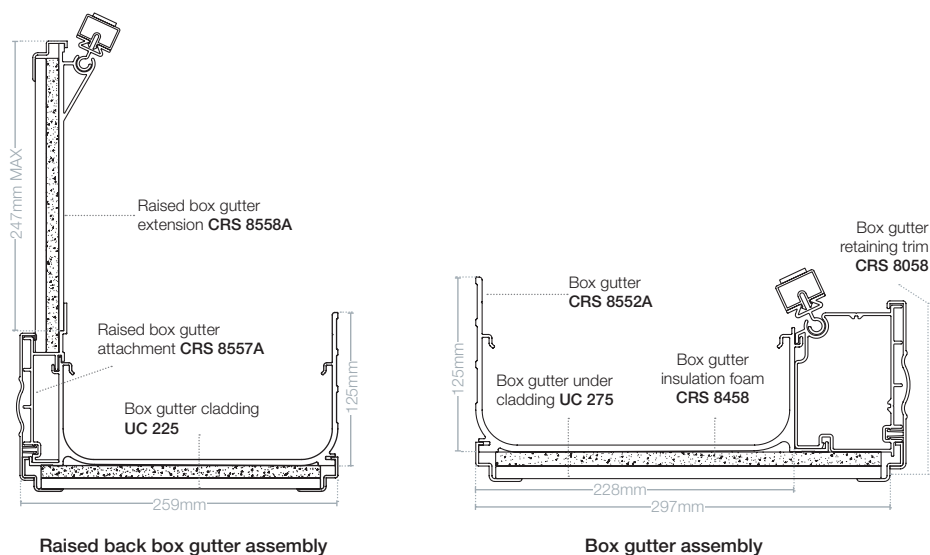
# TECHNICAL INFORMATION

## MAIN ASSEMBLIES

### RAFTER & HIP ASSEMBLIES

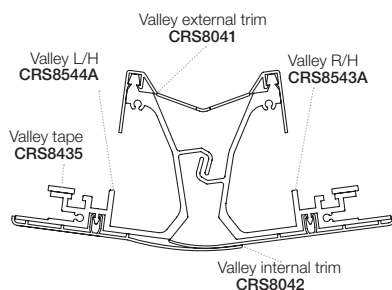


### BOX GUTTERS

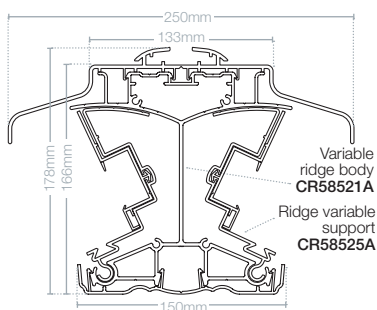




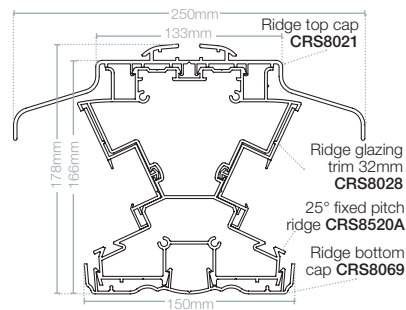
## VALLEY & RIDGE ASSEMBLIES



Valley assembly

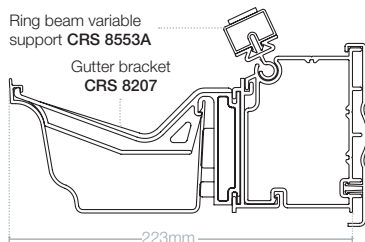


15-45° variable ridge assembly

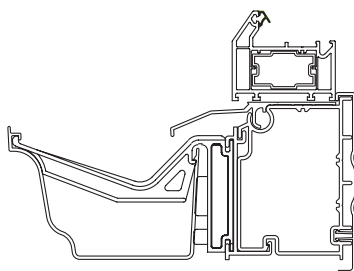


25° fixed pitch ridge assembly

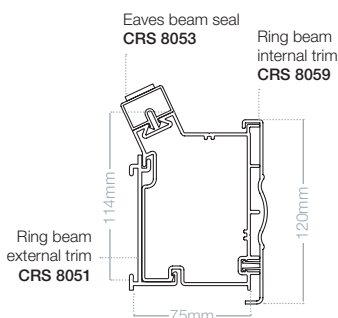
## RING BEAMS



2.5°-45° variable ring beam

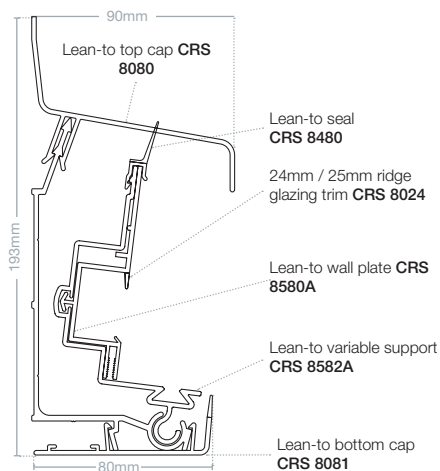


Gable ring beam assembly

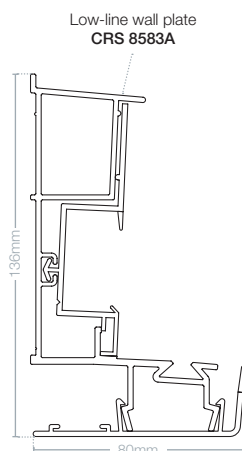


25° fixed ring beam

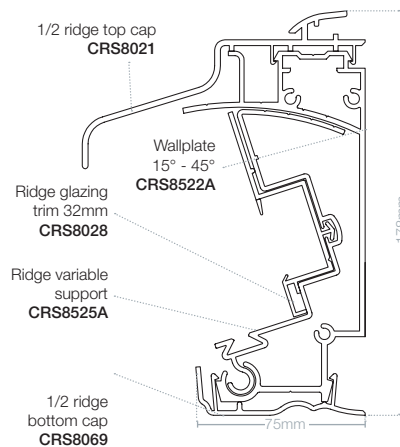
## LEAN-TO WALL PLATES



2.5°-15° lean-to wallplate assembly



2.5°-5° low-line wallplate assembly

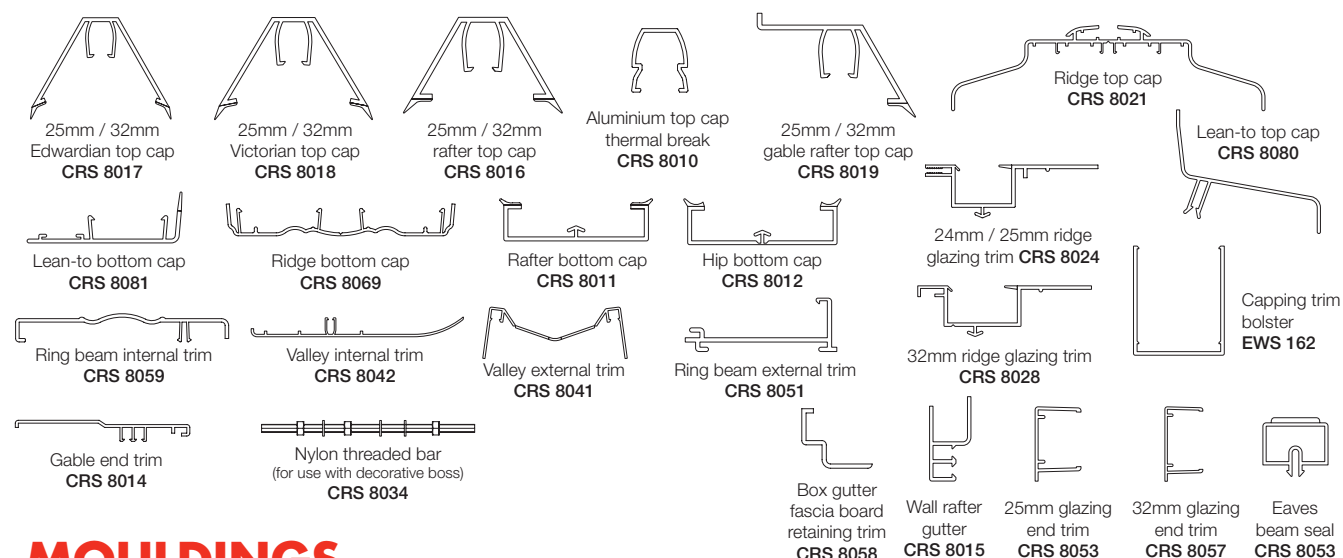


15°-45° lean-to wallplate assembly

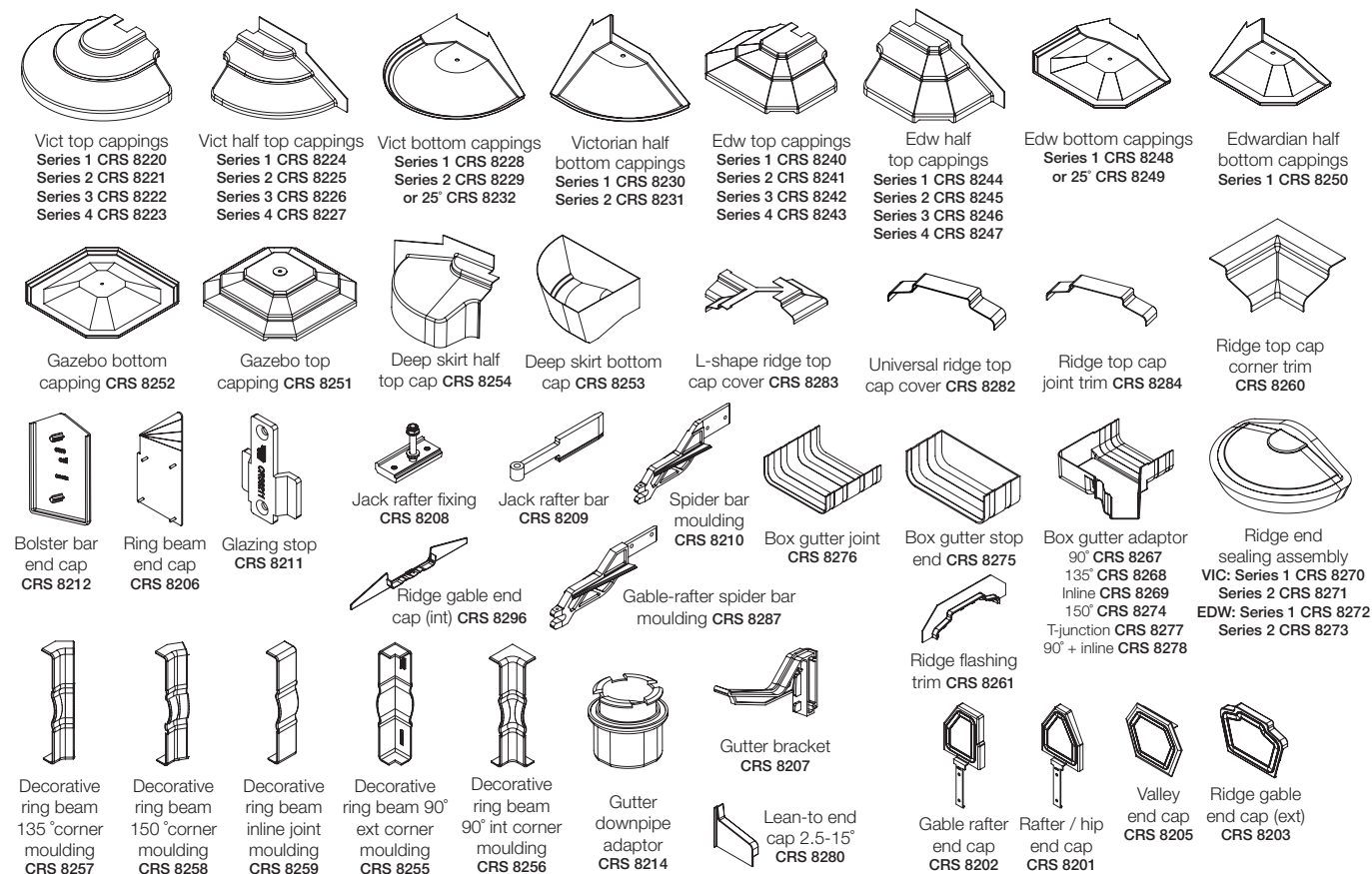
# TECHNICAL INFORMATION

## COMPONENTS

### PVC-U COMPONENTS

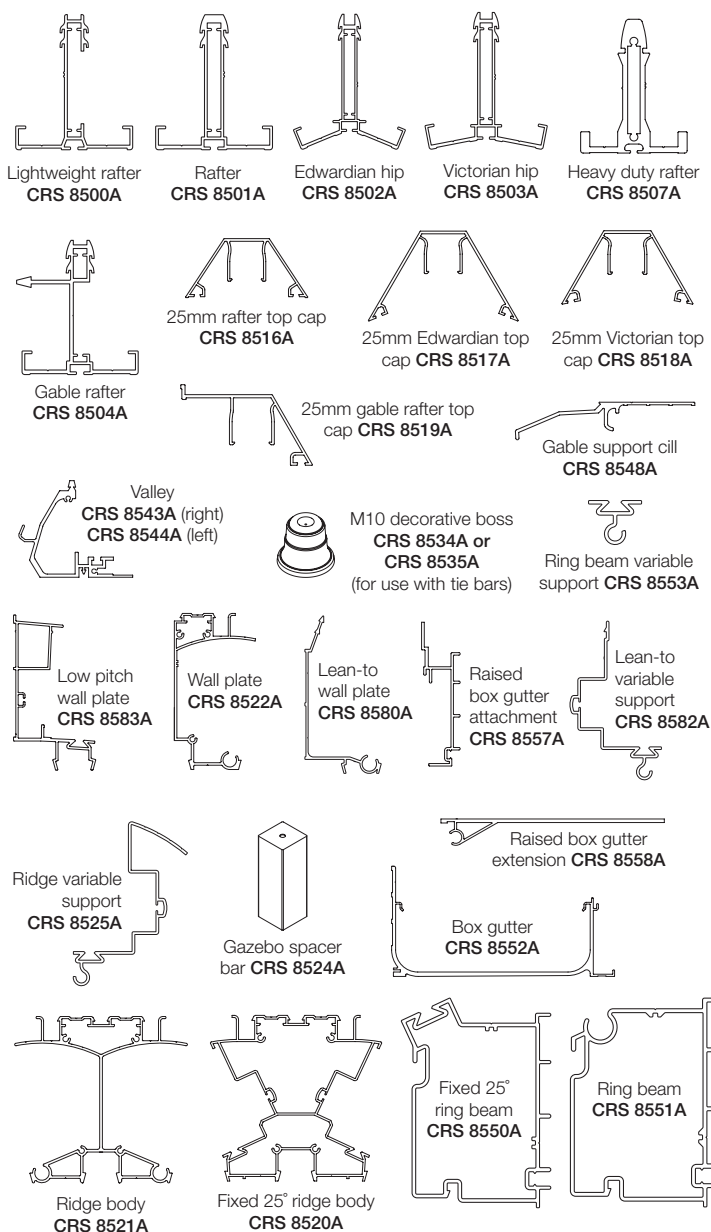


### MOULDINGS

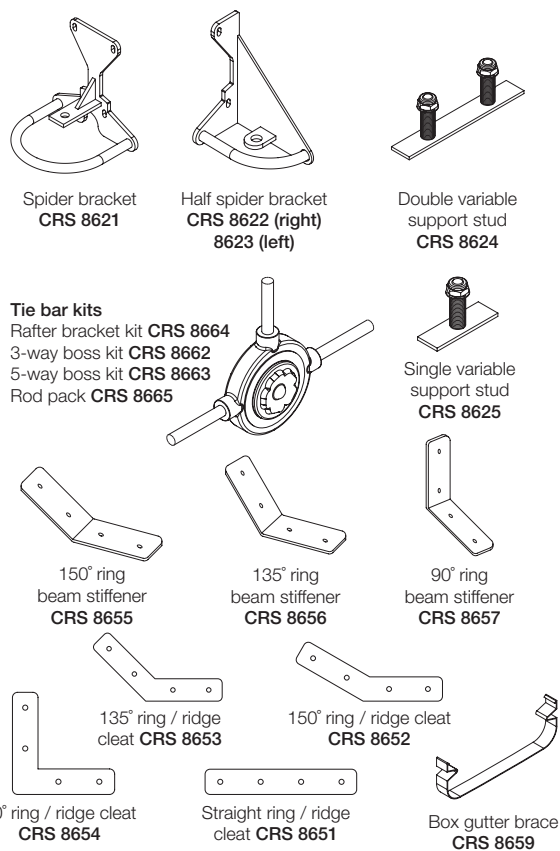




## ALUMINIUM COMPONENTS



## STEEL COMPONENTS



**ALSO AVAILABLE** (no drawings available)

Polytop screws (for ridge to cap) **CRS 8627**

Spider bar screws (for ridge to spider) **CRS 8626**

Glazing stop screws (for glazing stop) **CRS 8628**

## MISC

Lean-to seal **CRS 8480**

Aluminium rafter top cap gasket **CRS 8411**

Gable support block **CRS 8450**

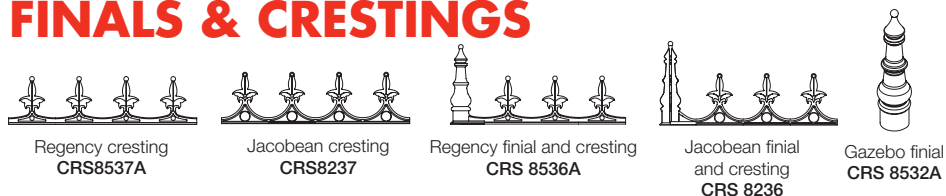
Valley double sided tape **CRS 8435**

Box gutter thermal tape **CRS 8458**

Raised box gutter under cladding **UC 225**

Standard box gutter under cladding **UC 275**

## FINALS & CRESTINGS





*All together better*

For more information about the Eurocell conservatory roof system from Eurocell, call our customer services team on **0800 988 3047**, or visit **[eurocell.co.uk/conservatories](http://eurocell.co.uk/conservatories)**

Eurocell plc, Fairbrook House, Clover Nook Road, Alfreton, Derbyshire DE55 4RF



**[eurocell.co.uk](http://eurocell.co.uk)**